

















Grant Professionals Network of Central Florida, Inc. (GPN) Membership Survey 2009

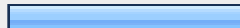





1. How many years have you been a member of GPN?			Response Percent	Response Count
Less than one year			10.7%	3
1 to 4 years			53.6%	15
5 to 8 years			21.4%	6
9 to 11 years			3.6%	1
12 to 13 years			3.6%	1
14 years (Charter Member)			7.1%	2
			answered question	28
			skipped question	0








2. How many years of grant proposal writing experience do you have?			Response Percent	Response Count
0			3.6%	1
less than 1 year			7.1%	2
1 to 3			25.0%	7
4 to 6			17.9%	5
7 to 9			14.3%	4
10 to 12			10.7%	3
13 to 15			7.1%	2
over 15 years			14.3%	4
			answered question	28
			skipped question	0







3. What percentage of your time is spent on grant application preparation?			
		Response Percent	Response Count
0% to 20%		25.9%	7
21% to 40%		18.5%	5
41 to 60%		25.9%	7
61% to 80%		7.4%	2
More than 80%		22.2%	6
		<i>answered question</i>	27
		<i>skipped question</i>	1

4. My employer can best be described as:			
		Response Percent	Response Count
Other		10.7%	3
A non-profit community-based organization		57.1%	16
A governmental agency		17.9%	5
A for-profit business		0.0%	0
Independent / Self employed		14.3%	4
I am not employed as a grant professional		3.6%	1
		Please specify	6
		<i>answered question</i>	28
		<i>skipped question</i>	0

5. How many employees (full-time equivalents) does your organization employ?			
		Response Percent	Response Count
One		7.1%	2
2 to 10		17.9%	5
11 to 50		25.0%	7
51 to 99		7.1%	2
100 or more		39.3%	11
I am self-employed		7.1%	2
		<i>answered question</i>	28
		<i>skipped question</i>	0

6. In what way(s) have you been educated in proposal grant writing? Select all that apply.			
		Response Percent	Response Count
College coursework		35.7%	10
Formal trainings		75.0%	21
Conferences		75.0%	21
On-the-job training		85.7%	24
Area grant professional networks		82.1%	23
Other		14.3%	4
		Please specify	6
		<i>answered question</i>	28
		<i>skipped question</i>	0

7. What aspect of monthly meetings is most important to you?			
		Response Percent	Response Count
Speakers on grant-related topics		92.6%	25
Networking before/after meetings		37.0%	10
Professional development activities		59.3%	16
Food/beverage		3.7%	1
Shared information from members		44.4%	12
Book reviews		3.7%	1
Other		3.7%	1
Please specify			4
answered question			27
skipped question			1



8. What training opportunities do you value most?			
		Response Percent	Response Count
One-day workshops		33.3%	9
Brown bag workshops		51.9%	14
Two-day annual conference		48.1%	13
Training during monthly meetings		40.7%	11
Access to advanced grant writers as mentors		18.5%	5
Other		3.7%	1
Please specify			1
answered question			27
skipped question			1










9. What other factors influences your decision to participate in GPN activities?			
		Response Percent	Response Count
Cost		42.9%	12
Transportation		10.7%	3
Schedule/time frame		67.9%	19
Location/access		50.0%	14
Social benefits		14.3%	4
Opportunity for knowledge building		67.9%	19
Networking opportunities		64.3%	18
Food		0.0%	0
Other		3.6%	1
Please specify			1
answered question			28
skipped question			0

10. List three speakers/topics/activities/events that would get you to come to a meeting			
		Response Percent	Response Count
1		100.0%	18
2		94.4%	17
3		88.9%	16
answered question			18
skipped question			10

11. GPN E-newsletter Select all that apply:			
		Response Percent	Response Count
I receive the E-newsletter, but I don't read it		0.0%	0
I read the E-newsletter from beginning to end		71.4%	20
I read the E-newsletter to review the minutes from the last meeting		14.3%	4
I read the E-newsletter for a specific purpose, such as learning about next month's speaker		28.6%	8
I don't receive the E-newsletter		7.1%	2
		answered question	28
		skipped question	0

12. GPN website Select all that apply:			
		Response Percent	Response Count
I have visited the GPN website (www.gpninc.org)		82.1%	23
I have shared information on how to access the website with potential GPN members		57.1%	16
I think the website communicates valuable information		71.4%	20
I think the website could be improved		10.7%	3
Other		14.3%	4
		Please specify	6
		answered question	28
		skipped question	0

13. Do you think you would benefit from the addition of a chat room to the GPN website?			
		Response Percent	Response Count
Yes		29.6%	8
No		70.4%	19
		<i>answered question</i>	27
		<i>skipped question</i>	1

14. I am interested in professional development/training in the following area(s): Select all that apply:			
		Response Percent	Response Count
Proposal writing		48.1%	13
Evaluation		51.9%	14
Funders/Fundraising		48.1%	13
Financial Management/Budgeting		55.6%	15
Grants administration		55.6%	15
Legislative advocacy		29.6%	8
Ethics		18.5%	5
Grant monitoring		59.3%	16
Other		14.8%	4
		Please specify	5
		<i>answered question</i>	27
		<i>skipped question</i>	1


15. The following questions look at what is important to your membership. How often do you make use of these membership benefits.




	Low	Moderate	High	none	some	a lot	Response Count
Links/ resources	7.7% (2)	34.6% (9)	34.6% (9)	11.5% (3)	23.1% (6)	15.4% (4)	26
Monthly meetings	14.3% (4)	25.0% (7)	42.9% (12)	17.9% (5)	3.6% (1)	25.0% (7)	28
Minutes of meetings	25.9% (7)	25.9% (7)	29.6% (8)	7.4% (2)	22.2% (6)	14.8% (4)	27
Monthly Speakers	7.1% (2)	17.9% (5)	50.0% (14)	10.7% (3)	14.3% (4)	21.4% (6)	28
Committee reports	33.3% (9)	25.9% (7)	14.8% (4)	18.5% (5)	25.9% (7)	7.4% (2)	27
Meeting place	23.1% (6)	23.1% (6)	34.6% (9)	19.2% (5)	11.5% (3)	15.4% (4)	26
GPN website	22.2% (6)	25.9% (7)	33.3% (9)	7.4% (2)	22.2% (6)	14.8% (4)	27
E-newsletter	14.8% (4)	25.9% (7)	40.7% (11)	7.4% (2)	22.2% (6)	18.5% (5)	27
Connections with Funders	14.3% (4)	17.9% (5)	46.4% (13)	3.6% (1)	17.9% (5)	28.6% (8)	28
Connections with Grant Professionals and colleagues in charitable organizations	7.4% (2)	25.9% (7)	44.4% (12)	7.4% (2)	22.2% (6)	22.2% (6)	27
Membership roster	33.3% (9)	33.3% (9)	11.1% (3)	14.8% (4)	25.9% (7)	11.1% (3)	27
Job openings	22.2% (6)	33.3% (9)	22.2% (6)	11.1% (3)	29.6% (8)	11.1% (3)	27
Networking/Collaboration	10.7% (3)	14.3% (4)	57.1% (16)	7.1% (2)	21.4% (6)	17.9% (5)	28
Mentoring	37.0% (10)	22.2% (6)	22.2% (6)	29.6% (8)	11.1% (3)	7.4% (2)	27
Training events	10.7% (3)	25.0% (7)	46.4% (13)	7.1% (2)	25.0% (7)	14.3% (4)	28

Governmental Relations and Legislative updates	40.7% (11)	22.2% (6)	18.5% (5)	18.5% (5)	18.5% (5)	11.1% (3)	27
Serving on a committee	44.4% (12)	11.1% (3)	22.2% (6)	29.6% (8)	3.7% (1)	18.5% (5)	27
Annual Awards Breakfast	25.9% (7)	14.8% (4)	33.3% (9)	22.2% (6)	7.4% (2)	22.2% (6)	27
Annual Conference	19.2% (5)	19.2% (5)	46.2% (12)	11.5% (3)	11.5% (3)	23.1% (6)	26
Other (please specify)							1
answered question							28
skipped question							0



16. Why did you join ?	
	Response Count
	23
answered question	23
skipped question	5






17. Why do you continue your membership?	
	Response Count
	23
answered question	23
skipped question	5







18. Do you plan on renewing your membership?			
		Response Percent	Response Count
Yes		100.0%	28
No		0.0%	0
If no, why?			0
answered question			28
skipped question			0





19. List three things that would make GPN more valuable to you?			
		Response Percent	Response Count
1		100.0%	15
2		73.3%	11
3		60.0%	9
answered question			15
skipped question			13



20. What do you value the most from your Membership?		Response Count
		17
answered question		17
skipped question		11

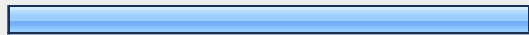
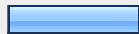
21. Are you a member of the American Association of Grant Professionals (AAGP)			
		Response Percent	Response Count
Yes		22.2%	6
No		77.8%	21
		<i>answered question</i>	27
		<i>skipped question</i>	1






22. What county do you reside in?			
		Response Percent	Response Count
Orange		55.6%	15
Osceola		0.0%	0
Seminole		29.6%	8
Brevard		3.7%	1
Lake		7.4%	2
Volusia		0.0%	0
Other		3.7%	1
		Please specify	1
		<i>answered question</i>	27
		<i>skipped question</i>	1






23. What county do you work in?			
		Response Percent	Response Count
Orange		88.5%	23
Osceola		7.7%	2
Seminole		15.4%	4
Brevard		7.7%	2
Lake		0.0%	0
Volusia		7.7%	2
Other		3.8%	1
		Please specify	1
		answered question	26
		skipped question	2

24. Your Age? (OPTIONAL)			
		Response Percent	Response Count
under 20		0.0%	0
20-29		12.5%	3
30-39		33.3%	8
40-49		25.0%	6
50-59		29.2%	7
60-69		0.0%	0
70 years or over		0.0%	0
		answered question	24
		skipped question	4


25. Your Gender?				
			Response Percent	Response Count
Female		84.0%	21	
Male		16.0%	4	
			<i>answered question</i>	25
			<i>skipped question</i>	3

26. Your Race (OPTIONAL)				
			Response Percent	Response Count
Caucasian/White		80.0%	20	
African American/Black		20.0%	5	
American Indian		0.0%	0	
Alaska Native		0.0%	0	
Asian		0.0%	0	
Native Hawaiian		0.0%	0	
Other Pacific Islander		0.0%	0	
Hispanic/Latino		0.0%	0	
			Other (please specify)	0
			<i>answered question</i>	25
			<i>skipped question</i>	3

27. Your Education? (OPTIONAL)			
		Response Percent	Response Count
high school		0.0%	0
college		8.0%	2
university undergraduate degree		24.0%	6
graduate degree		12.0%	3
masters degree		52.0%	13
PhD		0.0%	0
Other (please specify)		4.0%	1
		answered question	25
		skipped question	3

28. What is your annual salary? (OPTIONAL)			
		Response Percent	Response Count
Less than \$15,000		0.0%	0
\$15,000-\$29,999		4.5%	1
\$30,000-\$44,999		40.9%	9
\$45,000-\$59,999		31.8%	7
\$60,000-\$74,999		13.6%	3
\$75,000-\$99,999		9.1%	2
\$100,000+		0.0%	0
		answered question	22
		skipped question	6

29. Your Language of Choice? (OPTIONAL)

		Response Percent	Response Count
English		100.0%	24
French		0.0%	0
Spanish		0.0%	0
Creole		0.0%	0
Other		0.0%	0
		<i>answered question</i>	24
		<i>skipped question</i>	4